

1  
2  
3  
4  
5  
6  
7  
8  
9  
10  
11  
12  
13  
14  
15  
16  
17  
18

Types of manuscripts: Research Paper (See “Earozoru Kenkyu Information for Authors”)

**Making Research Paper**  
**— Template for “Earozoru Kenkyu” —**

Taro EAROZORU<sup>1\*</sup>, Sakura BIRYUSHI<sup>2</sup>, Manabu KYOTO<sup>1</sup>

<sup>1</sup> Japan Association of Aerosol Science and Technology

Kitamachi 181, Shimogyo-ku, Kyoto, Kyoto 600-8176, Japan

<sup>2</sup> Faculty of Science and Technology, Aerosol University

Kakuma-machi 1, Kanazawa, Ishikawa 920-1192, Japan

\* Corresponding Author.

E-mail: earozoru\_taro@jaast.jp (T. Earozoru)

Tel: 075-352-8065

1 **Abstract**

2 The length of the abstract should be 100-200 words. In abstract, the subject of the paper, the  
3 methods, results and discussions should be summarized  
4 concisely. ....  
5 ..... (Abstract must be a summary of  
6 the object, methods, results and discussion of the paper. It should be consist of 100 to 200 English  
7 words. An abstract is not necessarily required for general articles (foreword, proposal, á la carte, my  
8 way, new face, event report, aerosol square, etc.).

9  
10

11 Key words : Term1, Term2, Term3, Term4,...

12 (For key words, extract 5 to 10 important words that describe the essence of the paper and list  
13 them in English. Key words are not required for general articles (foreword, proposal, á la carte, my  
14 way, new face, event report, aerosol square, etc.).

15  
16

1 1. Introduction

2 This template file gives you guideline for preparing papers for “Eározoru kenkyu” journal. It is a  
3 summary of the preparation procedure for manuscripts based on “Information for Authors”. Prepare  
4 legible and comprehensible manuscripts in an appropriate format in accordance with this template.  
5 If you would prefer to use the other word processing software, please follow the instructions in this  
6 document. Manuscripts should be prepared in either Japanese or English according to the  
7 “Information for Authors” (<https://www.jaast.jp/kenkyu/index.shtml>). Manuscripts that do not  
8 comply with these rules may not be accepted.

9

10 2. Text of a manuscript

11 2.1 Manuscript paper

12 For English manuscripts, print Times New Roman, 12 point and double-spaced on A4 or Letter  
13 size paper, leaving a liberal margin (2cm) on all four sides. Approximately 800 words will  
14 correspond to 1page of final print. The manuscript, including figures and tables, are limited in  
15 length to the following number of printed pages for manuscripts in either Japanese or English.

16	Research paper:	6 pages	Discussion	2 pages
17	Technical paper	6 pages	Feature article	6 pages
18	Review paper	8 pages	Interpretive paper	6 pages
19	Letter	2 pages	New face	4 pages
20	Note	4 pages	Aerosol square	1/2 pages
21	Forward	1 page		
22	My way, Á la carte, Proposal, Event report, etc.			2 pages

23

24 2.2 Format of manuscript

25 Manuscript of original paper and feature article should consists of i) abstract and key words, ii)

1 text, iii) Nomenclature, iv) references, v) tables, vi) figure.

## 2 2.3 Notation for figures, tables and equation numbers appearing in the text

3 1) Fig.1, Fig.1, 2

4 2) Table 1, Tables 1, 2

5 3) Eq.(1), Eqs.(1), (2)

6 4) Figure and table numbers should be Gothic the first time they appear.

## 7 2.4 Nomenclature

8 Use the International System of Units (SI) for units appearing in the text. Quantity symbols, unit,  
9 chemical symbols, and mathematical symbols should follow below lists of the most important  
10 notation rules.

- 11 • Quantity symbols should be italic e.g.:  $m$ (mass),  $\rho$ (density),  $p$ (pressure)
- 12 • Dimensionless parameters should be italic e.g.:  $Re$ ,  $Pe$ ,  $Kn$ ,  $Fr$
- 13 • Unit symbols should be roman e.g.: N, Pa, N·m, J·kg<sup>-1</sup>·K<sup>-1</sup>
- 14 • Chemical symbols should be roman e.g.: He, C, H<sub>2</sub>O, Ca<sup>2+</sup>
- 15 • Numeric values should be roman e.g.: 1, 2, 3
- 16 • Constants and operators of mathematical symbols should be roman in principal and variable  
17 symbols should be italic  
18 e.g.: e, log, sin, exp should be roman.  $dx/dt$ , d should be roman,  
19  $x$  and  $t$  should be italic.  $f(x)$ , both symbols should be italic.
- 20 • Vectors should be bold
- 21 • In the list of nomenclature, units should be enclosed in parentheses “( )”. Units following  
22 quantity symbols should be enclosed in parentheses. Units following values should not be  
23 enclosed in parentheses. e.g.:  $p$ (Pa), 55 Pa

## 24 2.5 Notation of mathematical formula

25 Equations should be placed on the head of line and number of equation should be enclosed in

1 parentheses right-justified in the same line of equation. The font size of mathematical equation  
2 editor follows that of text in principle.

3 e.g.:

$$4 \quad \bar{D}(t) = \frac{1}{N} \sum_{i=1}^N D_i(t) \quad (1)$$

$$5 \quad \frac{\partial C_A}{\partial t} + (u \cdot \nabla C_A) = D_{AB} \nabla^2 C_A \quad (2)$$

6 Summarize the used symbols as necessary and explain nomenclature in English at the end of the  
7 manuscript. (uncapitalize the words)

8

### 9 3. References

#### 10 3.1 Listing order

11 List all references in English. Listing order should be as follows

12 i) Name of author(s) (List names of all authors, in principal. Use periods(“.”) for initials of  
13 author(s))

14 ii) Title of the paper or book (if the paper is not found in a book, type the editor’s name and add  
15 “ed.”)

16 iii) Title of the journal or publication office (when English journal are cite, abbreviate the title of the  
17 journal using periods in accordance with international usage. The title of the journal should be  
18 mentioned and “ibid.” should not be use. Abstracts and other than full references should be cited in  
19 principle.)

20 iv) Volume No.

21 v) Page No.

22 vi) Year of publication (Gregorian calendar)

23 When cited submitted papers that have received notice of acceptance, add “(in press)”at the end.

1 For Japanese references, type the Japanese title of the journal in romaji (English alphabet) and add  
2 “(in Japanese)” at the end. When cited papers are a collection from meetings, symposiums, and so  
3 on, specify “Proceedings”, “Symposium”, etc. by showing Author(s), Title of paper, Name of  
4 meeting/conference, Page No., Year (in parentheses). For references in the form of electronic media,  
5 type ISBN and title. Also online articles follow the same guidelines for printed articles. If an  
6 information source such as a journal article has a DOI (Digital Object Identifier) assigned to it, add  
7 the DOI at the end of the citation or in place of page numbers. Information on the World Wide Web  
8 will not be approved as references, in principle, but if it is indispensable, show the website URLs  
9 and your date of access in parentheses in the text.

10 Reference can be listed either in the order of appearance in the text or in alphabetical order as  
11 described below

### 12 3.2 Order of appearance in the text

13 Assign numbers in the order of appearance in the text. In the text, specify the citation with serial  
14 numbers using a single right closing parenthesis (e.g.:xxx<sup>1)</sup>). When references are cited just to  
15 explain tables or figures, assign numbers in the order in which the table or figure appears in the text.

#### 16 3.2.1 Example of reference format for the order of appearance in the text

##### 17 **References**

- 18 1) Iinoya, K.:“Syujin Kogaku”, 3rd ed., p.96, Nikkan Kogyo (1980) (in Japanese)
- 19 2) Masuda, S.: Latest Progress in Electrostatic Precipitation, *Eaorozoru Kenkyu*, **1**, 6-16 (1986) (in  
20 Japanese)
- 21 3) Emi, H. and Otani, Y.: Removal of Fine Particles from Water by Pulse Air, *J. Aerosol Sci.*, **16**,  
22 155 (1995)
- 23 4) Furuuchi, M. and Kanaoka, C.: Influence of Geometry of Supersonic Virtual Impactor on  
24 Separation Performance of Ultra-Fine Particles, *Proc. of 2006 Annual Meeting of the Institute of*  
25 *Electrostatics Japan*, 171-172 (2006) (in Japanese)
- 26 5) Okuyama, K.: Aerosol Nanoparticle Research in Material Science and Engineering, *Proc. of*



1     *Annual Meeting of the Institute of Electrostatics Japan, CD-ROM (ISDN-XXXX) (2006) (in*  
2     *Japanese)*

3     Sadakata, M: Development of Dry Desulfurization Process Using Chain Reaction For Developing  
4     Countries, [www.cdc.gov/nciod/EID/vol1no1/morse.htm](http://www.cdc.gov/nciod/EID/vol1no1/morse.htm) (accessed 5 Jun 2015) (in Japanese)

5

#### 6     4. Tables and figures

7     All of tables and figures must be written in English in principal. The tables and figures within the  
8     illustrations or charts should be in accordance with the following rules.

- 9     1) Tables should be typed on a separate page. Assign numbers in the order of citation in the text.  
10     Type the heading of the table above the table.
- 11    2) Figures should be numbered in a series and cited in order in the text. Each figure should be  
12     drawn on a separate page. Type the title of the figure under the figure.
- 13    3) Original figures submitted by the author will be published as they are. Therefore, prepare  
14     figures considering the width of lines and the size of letters when figures are reduced to  
15     printed size.
- 16    4) Units of axes should appear in parentheses after the axis name, as required.
- 17    5) Each figure should have a concise caption describing accurately what the figure depicts.  
18     Describe the captions in text on the same figure sheet but do not include titles or captions  
19     within your figure image.

20



Example of a table

**Table 1** Example of a table.

$T$ (K)	$c_p$ (J·kg <sup>-1</sup> ·K <sup>-1</sup> )	$\eta$ (Pa s)
	×10 <sup>3</sup>	×10 <sup>-5</sup>
300.0	1.007	1.962
310.0	X.XXX	X.XXX
320.0	X.XXX	X.XXX

Example of a figure

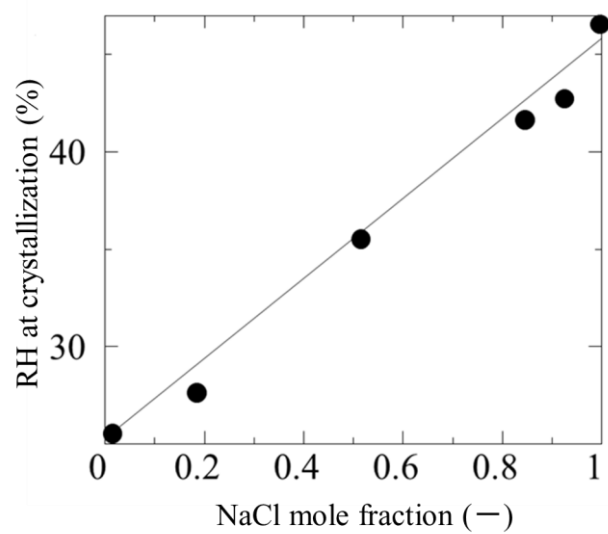


Fig. 1 Example of a figure. Solid circle (●) indicates the effects of composition of the mixed particle of NaCl and NaBr on the RH at crystallization from droplet.

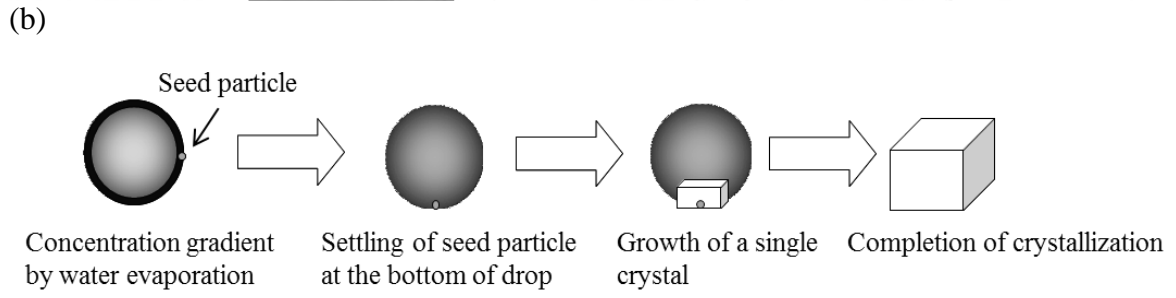



Fig.2 Example 2 of a figure (Online version in color).  
 (a) Photographs of crystallization, (b) Crystallization model

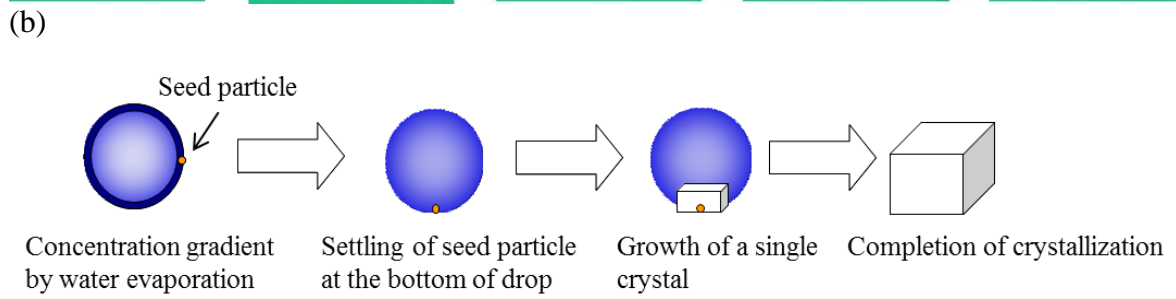



Fig.2 Example 2 of a figure (Online version in color).  
 (a) Photographs of crystallization, (b) Crystallization model